



# VURA®

Time To Build Better

INDIA | UAE | ESTONIA

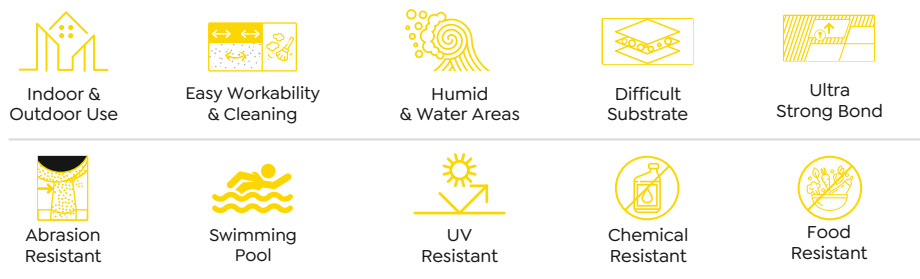
# VURA Oxi™

## ULTRA EPOXY PREMIUM

Two – component chemical-resistant epoxy mortar/grout for installation and grouting of tiles, mosaics and stones, where hygiene is of utmost importance such as bathrooms, kitchens, living room, bedroom, hospitals, laboratories, food & beverages industries, dairy industries, swimming pools, showrooms, airports and high traffic areas. It is chemical resistant joint filler and is available in 20 colors. VURA Oxi is classified as R2T & RG as per EN 12004/EN13888/ISO 13007.

## CHARACTERISTICS

- Indoor and Outdoor Use
- Optimized UV and weather resistant
- Stable and uniform colors for all types of tiles / stones
- Easy application and cleaning as cementitious grout mortar
- Excellent chemical resistance
- High mechanical strength
- Non Toxic, Anti-bacterial & Anti-Fungal
- Strong, Durable
- Ideal for waterproof grouting
- Vertical resistance/Slip resistance
- Can be used as a grout mortar and adhesive
- Joint width 1 to 12 mm
- Suitable for the contact with food
- Available in 20 colors



## SCOPE OF USE

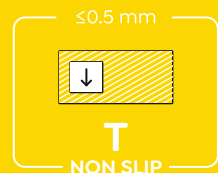
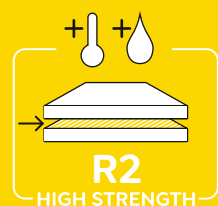
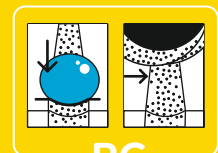
Suitable for chemical-resistant installation and grouting of floor and wall tiles and mosaic in interiors and exteriors with grout joints between 1 to 12 mm wide, such as:

- Floor and wall tiles, stones in general for residential, public and industrial areas
- Floor and wall tiles, stones in bathrooms, showers, swimming pool, tanks, thermal or brackish water, spas and hammams
- Underfloor heating
- Kitchen countertops
- Terraces and balconies
- Food & beverages industries
- Dairy industries
- Suited for drinking water and food processing applications

Suitable for applications where the surfaces are exposed to aggressive chemical substances (see chemical resistance table) such as dairies, pubs, food factories in general. It is also recommended for grouting swimming pools and tanks, containing thermal or brackish water, spas and hammam baths. The product, therefore, can be used for the grouting of ceramic tiles, vitrified tiles and natural stones in environments submitted to direct contact with food items, such as: workbenches for meat, dairy products or flours, basins for fish breeding, kitchen tables in restaurants, bakeries and pastry shops. Suitable for installation and grouting of mosaic in swimming pools on the waterproof membranes like **Vura MaStik +** or **Vura MaStik Pro**.

## SUBSTRATE PREPARATION

**Vura Oxi** adheres to all sound, load-bearing, clean and dry substrates free of substances that may impair adhesion. Prior to grouting, the surface, thin-bed mortar or bedding mortar must have set sufficiently hard and all joints must be uniformly raked to the same depth and width.



**Vura Bau-Chemie LLP**

1302, 13<sup>th</sup> Floor,  
Elite Business Hub,  
Sola, Ahmedabad 380060,  
Gujarat, India.

079 4849 2890  
care@vura.ae  
vura.ae





# VURA®

Time To Build Better

INDIA | UAE | ESTONIA

## APPLICATION

Vura Oxi consists of two components supplied in one container. Component A consists of an epoxy resin, mineral aggregates and additives. Component B consists of a mixture of organic catalysts.

### MIXING RATIOS

Component A: 93 parts by weight

Component B: 7 parts by weight

The two parts are pre-batched in their respective containers

### MIXING

Add the hardener (component B) contained in the plastic bottle to the resin (component A) and mix with a low speed electric drill and stirrer (approx. 400 rpm) until the mixture is completely free of lumps. Scrape the sides and the bottom of the container, using a steel spatula, to make sure that all the paste is catalyzed. Partial Hand mixing can be done. The two parts are pre-batched in their packaging.

### INSTALLATION OF TILES

Vura Oxi is applied using the thin-bed method. The notch size of the trowel must be adapted to the respective tile format in accordance with the local norms. The working time, which is identical with the correction time, is approx. 45 minutes at room and container temperatures of +23 °C.

### GROUTING

Work the mixed compound with an epoxy grout float into the clean, dry joints. Make sure the joints are completely filled without any voids.

Afterwards remove any excess material by skimming it diagonally off the tile surface with the grout float. For large surfaces, an electric single-brush floor maintenance machine equipped with an abrasion-resistant rubber scraper can be used.

### CLEANING AND FINISHING

The grout work must be cleaned and finished while the product is still wet and in any case in the shortest possible time. Take care to not remove product from the joints or leave stains on the tile/stone surface. Cleaning and finishing can be performed either manually or using an electric single-brush machine equipped with a felt disc.

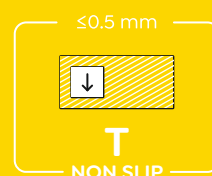
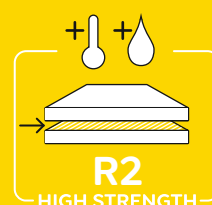
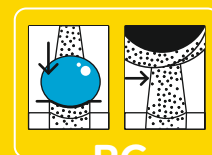
## PLEASE NOTE

- The product's pot life and hardening time is strongly dependent on the ambient temperature.
- The ideal temperature for application is between +10°C and +35°C. In these conditions the product is an easily workable smooth mortar, with a pot life of about 45 minutes. It is ready for foot traffic after 24 hours.
- At a temperature of +15°C it takes three days before the surface is ready for foot traffic.
- The floor is ready to use and resistant to chemicals after 5 days at a temperature of +23°C and after 10 days at a temperature of +15°C.
- In hot weather it is advisable to apply the product to the floor as quickly as possible so as not to shorten further the pot life due to the reaction heat in the container.
- Some kind of tiles (e.g. polished porcelain tile) and natural stones have rough, microporous surfaces, making them susceptible to staining and very difficult to clean. In this case preliminary test application should be performed.
- The product must not be used for grouting chemical tanks containing aggressive substances with which only occasional contact is permitted (see chemical resistance table).
- Do not mix the product with water or solvents.
- Remove excess product from the tile / stone surface rapidly because once hardened it will have to be removed mechanically.
- Do not use for applications not stated on this technical sheet.

Should you need support or advice, please consult our advisory service for architects and craftsmen on the contact information you will find on the local VURA website.

## PRODUCT SAFETY

Product contains epoxy resin and hardener, so protect skin and eyes. After contact wash immediately with plenty of water. After eye contact also seek medical advice. It is recommended to use protective gloves and goggles. For further and complete information about the safe use of our product, please refer to the latest version of our Material Safety Data Sheet.



Vura Bau-Chemie LLP

1302, 13<sup>th</sup> Floor,  
Elite Business Hub,  
Sola, Ahmedabad 380060,  
Gujarat, India.

079 4849 2890  
care@vura.ae  
vura.ae





# VURA®

Time To Build Better

INDIA | UAE | ESTONIA

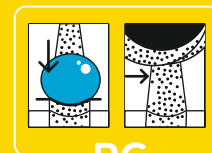
## GENERAL DATA

- |                       |                                                                                                                                                                                                                                                                                                                                                                                                                                                                              |                              |
|-----------------------|------------------------------------------------------------------------------------------------------------------------------------------------------------------------------------------------------------------------------------------------------------------------------------------------------------------------------------------------------------------------------------------------------------------------------------------------------------------------------|------------------------------|
| 1. Appearance         | : Part A: Thick Paste                                                                                                                                                                                                                                                                                                                                                                                                                                                        | Part B: Liquid               |
| 2. Pack size          | : <b>2 Pack Size Available</b><br><b>1 Kg combo pack</b><br>Part A: 0.930 Kg + Part B: 0.070 Kg<br><b>5 Kg combo pack</b><br>Part A: 4.650 Kg + Part B: 0.350 Kg                                                                                                                                                                                                                                                                                                             |                              |
| 3. Available Colors   | : <b>Part A:</b><br><b>Regular Colors</b><br>Cotton White 211<br>Cloud Grey 311<br>Fossil Grey 322<br>Midnight Grey 333<br>Graphite Grey 344<br>Charcoal Anthracite 355<br>Coal Black 366<br>Banana Jasmine 411<br>Fair Biege 511<br>Latte Terracotta 522<br>Dunes Yellow 611<br>Elite Mocha 711<br>Swiss Choco 722<br>Clay Brown 733<br><b>Special Colors</b><br>Rozo Red 444<br>Lapis Blue 555<br>Arctic Blue 666<br>Basil Green 777<br>Translucent 888<br>Holy Yellow 999 | <b>Part B:</b><br>Pale Brown |
| 4. Density (g/ml)     | : Part A: 1.72                                                                                                                                                                                                                                                                                                                                                                                                                                                               | Part B: 0.94                 |
| 5. Mixing Ratio       | : 93 parts by weight of component A<br>7 parts by weight of component B<br>(The two parts are pre-batched in their respective containers)                                                                                                                                                                                                                                                                                                                                    |                              |
| 6. Mixing Consistency | : Viscous Paste                                                                                                                                                                                                                                                                                                                                                                                                                                                              |                              |

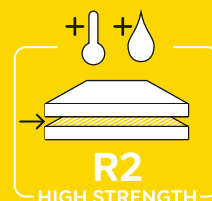
## TECHNICAL DATA

- |                                                      |                                                |
|------------------------------------------------------|------------------------------------------------|
| 1. Mix density                                       | : 1.70 g/ml                                    |
| 2. Pot Life                                          | : >45 minutes                                  |
| 3. Application Temperature                           | : +10°C to +35°C                               |
| 4. Abrasion resistance                               | : < 200 mm <sup>3</sup> (EN 12808 - 2)         |
| 5. Flexural strength after 28 days                   | : > 30 N/mm <sup>2</sup> (EN 12808 - 3)        |
| 6. Compressive strength (7 days)                     | : > 55 N/mm <sup>2</sup> (EN 12808 - 3)        |
| 7. Water absorption                                  | : < 0.10 g (EN 12808 - 5)                      |
| 8. Shrinkage                                         | : < 0.40 mm/m (EN 12808 - 4)                   |
| 9. Shore D Hardness                                  | : > 70                                         |
| 10. Initial shear adhesion strength                  | : ≥ 2.50 N/mm <sup>2</sup> (EN 12003)          |
| 11. Shear adhesion strength after immersion in water | : ≥ 2.50 N/mm <sup>2</sup> (EN 12003)          |
| 12. Shear adhesion strength after thermal shock      | : ≥ 2.50 N/mm <sup>2</sup> (EN 12003)          |
| 13. Open time @ 30 mins                              | :                                              |
| Tensile Adhesion Strength                            | : > 2.00 N/mm <sup>2</sup>                     |
| 14. Slip                                             | : ≤ 0.5 (EN 1308)                              |
| 15. Temperature resistance                           | : -10°C to +100°C (dry heat)                   |
| 16. Foot traffic                                     | : 24 hours                                     |
| 17. Joint width                                      | : 1 to 12 mm                                   |
| 18. Resistance to acids & alkalis                    | : Refer resistance table                       |
| 19. Resistance to solvents & oils:                   | : Refer resistance table                       |
| 18. Ready to use                                     | : 7 days                                       |
| 19. Shelf life                                       | : 15 months in original packaging in dry place |

The product is classified as R2T & RG as per EN12004/EN13888 and ISO 13007.

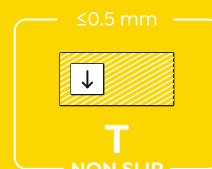


RG



R2

HIGH STRENGTH



T

NON SLIP



Vura Bau-Chemie LLP

1302, 13<sup>th</sup> Floor,  
Elite Business Hub,  
Sola, Ahmedabad 380060,  
Gujarat, India.

079 4849 2890  
care@vura.ae  
vura.ae





ONE UNIT = ONE TREE

# VURA®

Time To Build Better

INDIA | UAE | ESTONIA

## CONSUMPTION TABLE

### GROUT CONSUMPTION (kg/m<sup>2</sup>)

Tile Length (mm)	Tile Width (mm)	Tile Thickness (mm)	Joint (mm)							
			1.5	2	3	4	5	7	10	
10	10	4	2.04	2.72						
10	10	10	5.10	6.80						
15	15	4	1.36	1.81						
15	15	10	3.40	4.53						
15	30	8	2.04	2.72						
20	20	3	0.77	1.02	1.53	2.04	2.55	3.57	5.10	
23	23	8	1.77	2.37	3.55	4.73	5.91	8.28	11.83	
25	25	10	2.04	2.72	4.08	5.44	6.80	9.52	13.60	
50	50	4	0.41	0.54	0.82	1.09	1.36	1.90	2.72	
50	50	10	1.02	1.36	2.04	2.72	3.40	4.76	6.80	
100	100	8	0.41	0.54	0.82	1.09	1.36	1.90	2.72	
125	240	12	0.37	0.50	0.74	0.99	1.24	1.74	2.48	
150	150	6	0.20	0.27	0.41	0.54	0.68	0.95	1.36	
150	150	8	0.27	0.36	0.54	0.73	0.91	1.27	1.81	
200	200	8	0.20	0.27	0.41	0.54	0.68	0.95	1.36	
250	330	8	0.14	0.19	0.29	0.38	0.48	0.67	0.96	
300	300	8	0.14	0.18	0.27	0.36	0.45	0.63	0.91	
300	600	10	0.13	0.17	0.26	0.34	0.43	0.60	0.85	
400	400	10	0.13	0.17	0.26	0.34	0.43	0.60	0.85	
450	450	10	0.11	0.15	0.23	0.30	0.38	0.53	0.76	
600	600	10	0.09	0.11	0.17	0.23	0.28	0.40	0.57	

### CONSUMPTION FORMULA

$$\frac{(A+B)}{(A \times B)} \times C \times D \times 1.70 = \text{kg/m}^2$$

A = Tile Length (mm) B = Tile Width (mm) C = Tile Thickness (mm) D = Tile Joint (mm)

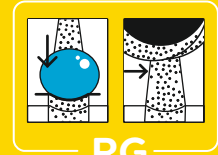
## CHEMICAL RESISTANCE TABLE

(The Table is a summary of the chemical resistance proof made according to regulation UNI EN 12808)

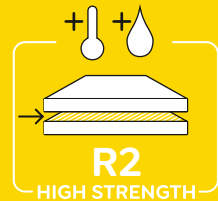
### CHEMICAL RESISTANCE ON INDUSTRIAL FLOORS

GROUP	NAME	CONC. %	CONTINUOUS USE				INTERMITTENT USE
			24	7	14	28	
			Hrs	Days	Days	Days	
Acids	Acetic Acid	2.5	●	●	●	●	●
	Acetic Acid	5	●	●	●	●	●
	Hydrochloric Acid	37	●	●	●	●	●
	Citric Acid	10	●	●	●	●	●
	Lactic Acid	2.5	●	●	●	●	●
	Lactic Acid	5	●	●	●	●	●
	Lactic Acid	10	●	●	●	●	●
	Nitric Acid	50	●	●	●	●	●
	Oleic Acid	-	●	●	●	●	●
	Sulphuric Acid	1.5	●	●	●	●	●
	Sulphuric Acid	50	●	●	●	●	●
	Sulphuric Acid	96	●	●	●	●	●
	Tannic Acid	10	●	●	●	●	●
	Tartaric Acid	10	●	●	●	●	●
	Oxalic Acid	10	●	●	●	●	●
	Phosphoric Acid (10%)	10	●	●	●	●	●
	Benzoic Acid (5%)	5	●	●	●	●	●

KEY ● GOOD RESISTANCE ● POOR RESISTANCE \* DISCOLORATION



RG



R2

HIGH STRENGTH



T

NON SLIP



Vura Bau-Chemie LLP

1302, 13<sup>th</sup> Floor,  
Elite Business Hub,  
Sola, Ahmedabad 380060,  
Gujarat, India.

079 4849 2890  
care@vura.ae  
vura.ae





ONE UNIT = ONE TREE

**VURA**

Time To Build Better

INDIA | UAE | ESTONIA

GROUP	NAME	CONC. %	CONTINUOUS USE				INTERMITTENT USE
			24	7	14	28	
			Hrs	Days	Days	Days	
Alkalis	Ammonia in solution	25	●	●	●	●	●
	Caustic Soda	50	●	●	●	●	●
	Sodium Hypochlorite Conc. Cl active	>10	●	●	●	●	● *
	Caustic Potash	50	●	●	●	●	●
	Sodium Bisulphite	10	●	●	●	●	● *
Concentrated Solutions 20°C	Iposulphite Sodium		●	●	●	●	● *
	Calcium Chloride		●	●	●	●	●
	Sodium Chloride		●	●	●	●	●
	Ferric Chloride		●	●	●	●	●
Oil and Fuels	Sugar		●	●	●	●	●
	Petrol, Fuels		●	●	●	●	●
	Diesel		●	●	●	●	●
	Tuppertine		●	●	●	●	●
	Gas Oil		●	●	●	●	●
	Olive Oil		●	●	●	●	●
	Lube Oil		●	●	●	●	●
	Vegetable Oil		●	●	●	●	●
	Pine oil		●	●	●	●	●
	Solvents	Acetone		●	●	●	●
Ethylene Glycol			●	●	●	●	●
Glycerine			●	●	●	●	●
Ethyl Alcohol			●	●	●	●	●
Solvent Petrol			●	●	●	●	●
Peroxide Water		10	●	●	●	●	●
Peroxide Water		25	●	●	●	●	●
	Ethanol		●	●	●	●	●
	Potassium Permanganate	10	●	●	●	●	● *
	Potassium Permanganate	1	●	●	●	●	● *
	Sodium Hydroxide	50	●	●	●	●	●
	Hypochlorite solution	4	●	●	●	●	●
	Hydrogen peroxide	4	●	●	●	●	●
	Methanol		●	●	●	●	●
	MEK		●	●	●	●	●
	Chloroform		●	●	●	●	●
	Methylene Chloride		●	●	●	●	●
	Toluene		●	●	●	●	●
	Xylene		●	●	●	●	●
	Butyl acetate		●	●	●	●	●
	Water		●	●	●	●	●
	Milk		●	●	●	●	●
	Wine		●	●	●	●	●
	Sea Water		●	●	●	●	●
	Fruit Juice		●	●	●	●	●

KEY ● GOOD RESISTANCE ● POOR RESISTANCE \* DISCOLORATION

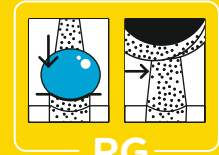
## OTHER INFORMATION

Should you need support or advice, please consult our advisory service for architects and craftsman on the contact information you will find on the local VURA website.

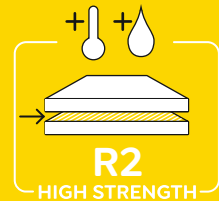
Apart from the information given here it is also important to observe the relevant guidelines, regulations and common standards of various organizations and trade associations. The afore mentioned characteristics are based on practical experience and applied testing. Confirmed properties and possible uses which go beyond those listed in this information sheet require our written confirmation. All data given was obtained at an ambient and material temperature of +23° C and 50 % relative air humidity unless specified otherwise. Please note that under other climatic conditions hardening can be accelerated or delayed and that the product itself is subject to local conditions such as amount of water and hardening. A product from another production site may differ.

The information contained herein, particularly recommendations for the handling and use of our products, is based on our professional experience. As materials and conditions may vary with each intended application, and thus are beyond our sphere of influence, we strongly recommend that in each case sufficient tests are conducted to check the suitability of our products for their intended use. Legal liability cannot be accepted on the basis of the contents of this data sheet or any verbal advice given, unless there is a case of willful misconduct or gross negligence on our part or unless there is a case of personal injury or death or a case of liability under the Product Liability Act.

This technical data sheet supersedes all previous editions relevant to this product. Please be aware that this Technical Data Sheet only relates to a product manufactured in the specific relevant production site.

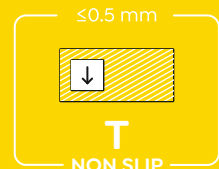


RG



R2

HIGH STRENGTH



T

NON SLIP



Vura Bau-Chemie LLP

1302, 13<sup>th</sup> Floor,  
Elite Business Hub,  
Sola, Ahmedabad 380060,  
Gujarat, India.

079 4849 2890  
care@vura.ae  
vura.ae

